



Team Orienteering

Program Description

ADVENTURE
ASSOCIATES
(800)-987-5582

Explore some of the preeminent forest preserves and state parks in the U.S. while working as a collective force to achieve a common goal. Teams learn topographical map reading, compass reading and distance pacing to successfully navigate an orienteering course. In order to compete effectively, each person takes on a distinct role, and must work in tandem with the other members in order to locate the hidden control markers.


The power of Team Orienteering requires work groups to tightly integrate different types of expertise in order to reach their business goals. Some groups choose to swap roles so that participants can practice coaching each other on new skills.

Benefits

- Increases participants' levels of trust and personal confidence as they depend on each other's newly acquired expertise.
- Requires different kinds of intelligence than those commonly accessed in the workplace; for example, being able to read maps, having a strong sense of direction, understanding spatial relationships.
- Provides a great setting for small teams to practice communication skills like active listening and feedback.

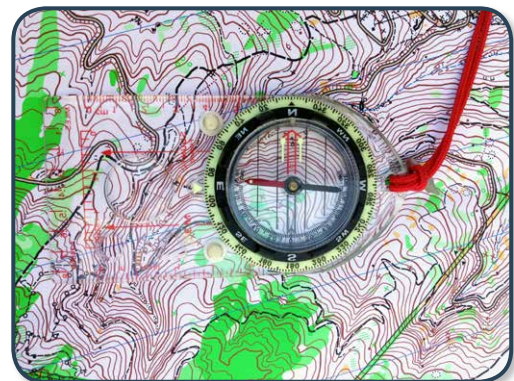
Blend with Corporate Training

To further enhance the value of this adventure, try combining it with one of our corporate training workshops. [Conflict Resolution Skills](#) help keep the orienteering team on the same page and each small team experiences all of the [Stages of Team Development](#).



Nuts & Bolts

- 3-3.5 hours
- Outdoor
- Team size of 3-4; group size of up to 100
- Medium to high fitness suggested
- Site specific: wilderness park area mapped for orienteering





Team Orienteering

Sample Agenda

Introduction and Overview


The group learns that their challenge entails exploring wilderness trails, developing a strategy to find the controls and that teamwork is the focus. (approximately 5 minutes)

Roles and Goals

Because the teams know that peer teaching and trust in each other's new skills drives this adventure, they take time to determine how individual strengths contribute. The team then ensures that everyone wants the same outcome from this experience so that they set off united. (approximately 15 minutes)

Map, compass and pace setting

Next you'll divide into groups to learn either how to read a compass and choose a bearing, interpret a topographical map, or use your paces to determine distance. (approximately 20 minutes)



Orienteering

Teams are formed by combining at least one map reader, one compass reader and one distance pace-setter. Next you'll receive your course, then work interdependently to follow clues from a map and discover control markers hidden in the trees off the main trails. Together you'll learn that teams often have to "chart new territory" whether in a natural or work environment. (approximately 2.5 hours)

Scoring

Teams arrive at the finish area full of energy and proud to show off their scorecards to determine which team found the highest point control markers. (approximately 10 minutes)



Debrief

All teams reconvene to discuss what was learned from the experiences during the Team Orienteering program. How well did your team members learn then teach each other new skills? Did you get lost, and if so how did you handle the frustration? What types of leadership surfaced during the day? How did you handle your roles and responsibilities? (approximately 20 minutes)

Program Complete

(approximately 3.5 hours)